

FUJIFILM

26 Colorimetric tests

3 electrolytes tests

128 tests/hour

FUJI DRI-CHEM brings you a new world of Clinical Chemistry




Image is NX500i

FUJI DRI-CHEM
NX500

Automated Clinical Chemistry Analyzer

Parameters

Classification	Parameter	Measurement range (*)		Measurement time (min.)	
		Unit (A)	Unit (B)		
Biochemical tests	Enzymes	ALP	50 ~ 3500 U/L	0.84 ~ 58.45 μ kat/L	4
		AMYL	10 ~ 1800 U/L	0.17 ~ 30.06 μ kat/L	5
		CHE	5 ~ 500 U/L	0.08 ~ 8.35 μ kat/L	4.5
		CKMB	1 ~ 300 U/L	0.02 ~ 5.01 μ kat/L	5
		CPK	10 ~ 2000 U/L	0.17 ~ 33.40 μ kat/L	4
		GGT	10 ~ 1200 U/L	0.17 ~ 20.04 μ kat/L	5
		GOT/AST	10 ~ 1000 U/L	0.17 ~ 16.70 μ kat/L	4
		GPT/ALT	10 ~ 1000 U/L	0.17 ~ 16.70 μ kat/L	4
		LAP	10 ~ 500 U/L	0.17 ~ 8.35 μ kat/L	4
		LDH	50 ~ 900 U/L	0.84 ~ 15.03 μ kat/L	2
	General chemistry	ALB	1.0 ~ 6.0 g/dL	10 ~ 60 g/L	6
		BUN	5.0 ~ 140.0 mg/dL	1.79 ~ 49.98 mmol/L	4
		Ca	4.0 ~ 16.0 mg/dL	1.00 ~ 4.00 mmol/L	4
		CRE	0.2 ~ 24.0 mg/dL	18 ~ 2122 μ mol/L	5
		DBIL	0.1 ~ 16.0 mg/dL	2 ~ 274 μ mol/L	5
		GLU	10 ~ 600 mg/dL	0.6 ~ 33.3 mmol/L	6
		HDL-C	10 ~ 110 mg/dL	0.26 ~ 2.84 mmol/L	6
		IP	0.5 ~ 15.0 mg/dL	0.16 ~ 4.84 mmol/L	5
		Mg	0.2 ~ 7.0 mg/dL	0.08 ~ 2.88 mmol/L	4.5
		NH _i	10 ~ 500 μ g/dL	7 ~ 357 μ mol/L	2
		TBIL	0.2 ~ 30.0 mg/dL	3 ~ 513 μ mol/L	6
		TCHO	50 ~ 450 mg/dL	1.29 ~ 11.64 mmol/L	6
		TG	10 ~ 500 mg/dL	0.11 ~ 5.65 mmol/L	4
		TP	2.0 ~ 11.0 g/dL	20 ~ 110 g/L	6
		UA	0.5 ~ 18.0 mg/dL	30 ~ 1071 μ mol/L	4
	Electrolytes	Na	75 ~ 250 mEq/L	75 ~ 250 mmol/L	1
		K	1.0 ~ 14.0 mEq/L	1.0 ~ 14.0 mmol/L	
		Cl	50 ~ 175 mEq/L	50 ~ 175 mmol/L	
	Immunological test	CRP	0.3 ~ 7.0 mg/dL	3 ~ 70 mg/L	5

*Unit (A) or (B) is available

Main specifications

Measurement test	Colorimetry 26 tests Electrolytes 3 tests
Throughput	Colorimetry 120 test/hour Combined 128 test/hour
Number of sample rack	1
Number of incubation	Colorimetry 12, Electrolytes 1
Measurement time	Colorimetry 2 to 6 minutes/test, Electrolytes 1 minute/3 tests (Na, K, Cl)
Sample type	Plasma, Serum, Whole blood*
Sample volume	Colorimetry 10 μ L/test, Electrolytes 50 μ L/3 tests (Na, K, Cl), CRP 5 μ L/test
Data transmission to PC	USB 2.0 or RS-232C Serial D-Sub 9 pin -9 pin cross cable
Data print	Thermal Printer
Electrical requirements	AC 100-240V, 50/60Hz, 2.5-1.1A
Dimensions	470 (W) × 360 (D) × 420 (H) mm
Weight	NX500 Approx. 25kg, NX500i Approx. 24kg
Operating temperature	15 to 32°C (59 to 89°F)
Operating humidity	30 to 80%RH

*NH_i-W: Whole blood only
NH_i-P: Plasma only
Na,K,Cl: Plasma, Serum, Whole blood
Other test items: Plasma, Serum



FUJI DRI-CHEM NX500 Series

	NX500	NX500i
Electrolyte tests	●	●
Plasma Filter Function	●	
Automatic dilution	●	●

Option Item: Barcode Reader

Barcode reader is available
as option item to read
sample ID on sample tube.



The specifications and appearance of the present brochure may be changed without prior notification in order to improve the system. Please be sure to read the instruction manual carefully for proper use of the equipment.

FUJIFILM

26 Colorimetric tests
3 electrolytes tests
128 tests/hour

FUJI DRI-CHEM brings you a new world of Clinical Chemistry




Image is NX500i

FUJI DRI-CHEM
NX500
Automated Clinical Chemistry Analyzer

FUJIFILM

FUJIFILM Corporation

26-30, NISHIAZABU 2-CHOME, MINATO-KU, TOKYO 106-8620, JAPAN
<http://www.fujifilm.com/products/medical/>

Ref. No. NX500E (12-09-F1079-F9711) Printed in Japan ©2012 FUJIFILM Corporation

A New Generation of Clinical Chemistry

Safety and Simplicity in Operation, Compactness, Diversity in Tests.... ALL in ONE

FUJI DRI-CHEM NX500

FUJI DRI-CHEM from FUJIFILM is a dry chemistry analyzer which can perform multiple test parameters of Clinical Chemistry. It has a built-in auto-pipetting system, requires no calibration and no water, providing easy preparation and maintenance. The new FUJI DRI-CHEM NX500 delivers results using a simple 3-step procedure. With its quick, easy operation and compactness, "Real Time and Borderless" Clinical Chemistry is made possible.



Multiple Test Parameters
High Throughput

Colorimetry + Electrolytes

26 tests 3 tests

128 tests/hour

Simple 3-step procedure

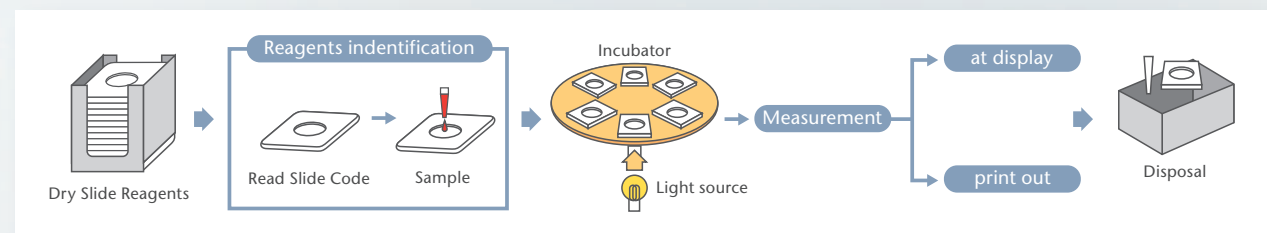
Fully Automated Procedure 1. Set the slide (Dry Slide Reagents). 2. Set the sample. 3. Press START. No Parameter Input Required Information of the parameter is incorporated in the bar code printed on the back of every slide.



Set the slide (Dry Slide Reagents)

Set the sample

Press START

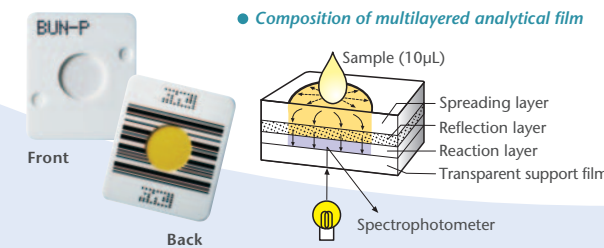


FUJI DRI-CHEM SLIDE

Colorimetric method slide

(Enzymes, General chemical, and immunology)

This multilayered slide is composed of dry chemical ingredients needed for the reaction and other functional materials. It quantifies enzymes and general chemicals using colorimetric method.



Potentiometric method slide

(Electrolytes)

Each slide comes with an ion selective film electrode for each of Na, K, and Cl. Slides quantify electrolytes in the sample by a potentiometric method.

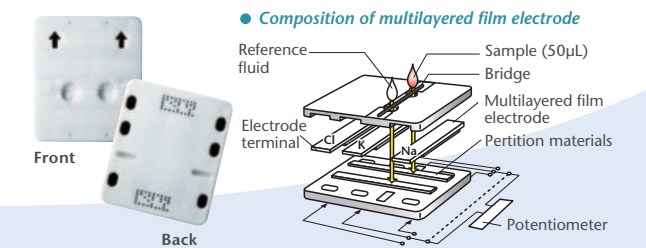
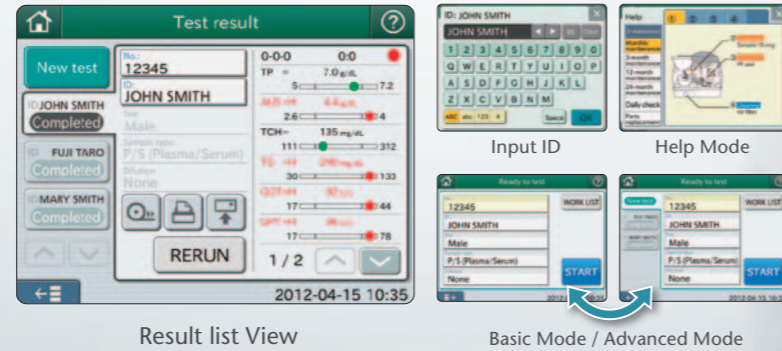




Image is NX500i
DRI-CHEM NX500i

Easy operation by touch screen

5.7 inch VGA, 640 × 480. Qwerty touch Key board. Basic Mode / Advanced Mode are available according to user preference.
(Basic Mode: displays operation procedure for one sample only.
Advanced Mode: displays operation procedure for one sample and measurement status for previous measured samples.)



Result list View

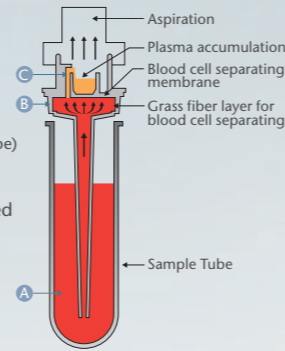
Basic Mode / Advanced Mode

No pre-treatment of sample required

Plasma Filter (PF) can cut the turn around time and the pre-treatment process of the sample. It can generate plasma sample by aspirating and separating the whole blood inside the PF within 1 minute. Just set the PF on top of the sample tube and press START.



- 1 Have the PF card read in the designated analyzer.
- 2 Set Plasma Filter (PF) on the top of sample tube. A
(You can use also Blood Collection Tube)
- 3 Press Start.
- 4 Suction unit move to be connected on Plasma Filter (PF) and start aspiration of whole blood. B
- 5 Whole blood is being separated at glass fiber layer in PF to sample Plasma. C




There are sample requirements in a few tests. Consult "Instructions for Use" for PF.

No Calibration Required ! QC card system

A magnetic card called QC card will adjust the lot variability in the slide reagents. A QC card comes with every reagent box. The analyzer memorizes the lot adjustment information once a QC card is swiped. No need to swipe QC in every measurement for the same slide lot.

CRP: Calibration is required.
ISE: QC card is not attached.



A range of sample tube are available.

Tubes Available :
Blood Collection Tube (φ13~16 × 75~100mm),
FUJI PLAIN TUBE (0.5mL, 1.5mL)

*Plasma Filter is available with Blood Collection Tube.

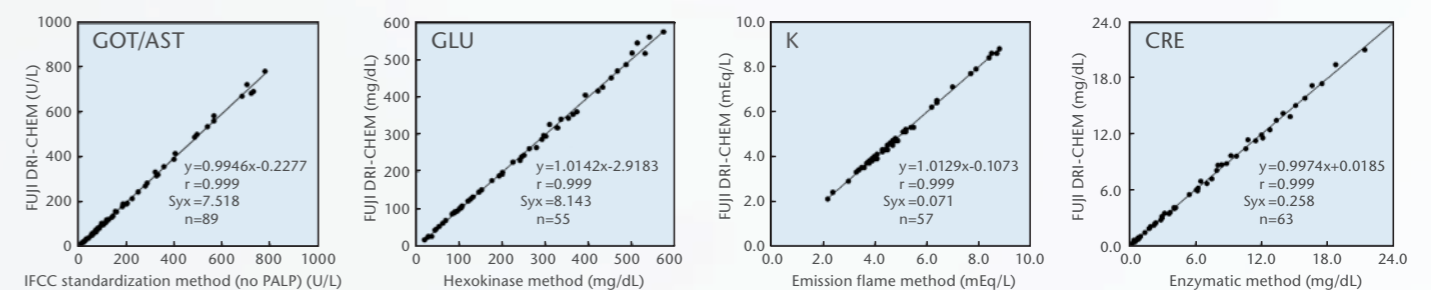
Minimize the risk of biological hazard

Slide reagents after measurement will be automatically discarded to disposal, minimizing the risk of contamination.



Accurate and reliable test results from long term and field-proven technology & experience

The FUJI DRI-CHEM slide reagent has high reliability and stability brought by fine chemical technology cultivated through the long history of FUJIFILM in photographic film manufacturing. Less variation of results between operators, high result reproducibility and daily precision, and excellent correlation with wet chemistry are its remarkable features.



Only 10µL/Test

Each test needs only 10µL of sample. (CRP needs 5µL/test, ISE needs 50µL/3 tests). Manual pipetting can be also performed when less sample available. Less invasive for newborn at NICU.

10µL/Test



Automatic dilution

Dilution, a time consuming process, is also automated in FUJI DRI-CHEM. Just set the ratio of dilution and press START. Dilution test also can be performed parallelly with the regular tests, requiring no separation of tests.

